

**SAN ANTONIO MUNICIPAL UTILITY  
DISTRICT NO. 1**

**Financial Statements  
and  
Independent Auditor's Report**

**September 30, 2014**

SAN ANTONIO MUNICIPAL UTILITY DISTRICT NO. 1

Financial Statements  
September 30, 2014

**Table of Contents**

Annual Filing Affidavit .....	<u>Page No.</u> 1
-------------------------------	----------------------

**Financial Section**

Independent Auditor’s Report .....	2
Management’s Discussion and Analysis .....	4

**Basic Financial Statements**

Statement of Net Position and Governmental Funds Balance Sheet .....	10
Statement of Activities and Governmental Fund Revenues, Expenditures and Changes in Fund Balances .....	11
Notes to the Basic Financial Statements .....	12

**Required Supplementary Information**

Independent Auditor’s Report on Internal Control Over Financial Reporting and on Compliance and Other Matters Based on an Audit of Financial Statements Performed in Accordance with <i>Governmental Auditing Standards</i> .....	21
Budgetary Comparison Schedule - General Fund .....	23

**Texas Supplementary Information (TSI)**

TSI-1 Services and Rates .....	24
TSI-2 General Fund Expenditures .....	25
TSI-3 Temporary Investments .....	26
TSI-4 Taxes Levied and Receivable .....	27
TSI-5 Long-Term Debt Service Requirements - By Years .....	29
TSI-6 Changes in Long-Term Bonded Debt .....	30
TSI-7 Comparative Statement of Revenues and Expenditures - General Fund and Debt Service Fund - Five Years .....	31
TSI-8 Board Members, Key Personnel and Consultants .....	32

ANNUAL FILING AFFIDAVIT

THE STATE OF TEXAS }

COUNTY OF: BEXAR }

I, MARJORIE A. GODFREY of the SAN ANTONIO MUNICIPAL UTILITY DISTRICT NO. 1  
(Name of Duly Authorized District Representative) (Name of District)  
hereby swear, or affirm, that the District named above has reviewed and approved at a meeting of the District's Board of Directors on the \_\_\_ day of February, 2015 its annual audit report for the fiscal period ended September 30, 2014 and that copies of the annual audit report have been filed in the District's office, located at:  
16450 Wildlake Boulevard, Helotes, Texas 78023  
(Address of the District's Office)

The annual filing affidavit and the attached copy of the audit report are being submitted to the Texas Commission on Environmental Quality in satisfaction of the annual filing requirements of Texas Water Code Section 49.194.

Date: \_\_\_\_\_ By \_\_\_\_\_  
(Signature of District Representative)

Marjorie A. Godfrey, President  
(Typed Name and Title of District Representative)

Sworn to and subscribed to before me this \_\_\_\_\_ day of \_\_\_\_\_, \_\_\_\_\_.  
\_\_\_\_\_  
(Signature of Notary)

(SEAL)

My Commission Expires on: \_\_\_\_\_.  
Notary Public in the State of Texas.

## FINANCIAL SECTION

## INDEPENDENT AUDITOR'S REPORT

Board of Directors  
San Antonio Municipal Utility District No. 1  
Bexar County, Texas

We have audited the accompanying financial statements of the governmental activities and each major fund of the San Antonio Municipal Utility District No. 1 (the District) as of and for the year ended September 30, 2014, and the related notes to the financial statements, which collectively comprise the District's basic financial statements as listed in the table of contents.

### **Management's Responsibility for the Financial Statements**

Management is responsible for the preparation and fair presentation of these financial statements in accordance with accounting principles generally accepted in the United States of America; this includes the design, implementation, and maintenance of internal control relevant to the preparation and fair presentation of financial statements that are free from material misstatement, whether due to fraud or error.

### **Auditor's Responsibility**

Our responsibility is to express opinions on these financial statements based on our audit. We conducted our audit in accordance with auditing standards generally accepted in the United States of America and the standards applicable to financial audits contained in *Government Auditing Standards*, issued by the Comptroller General of the United States. Those standards require that we plan and perform the audit to obtain reasonable assurance about whether the financial statements are free from material misstatement.

An audit involves performing procedures to obtain audit evidence about the amounts and disclosures in the financial statements. The procedures selected depend on the auditor's judgment, including the assessment of the risks of material misstatement of the financial statements, whether due to fraud or error. In making those risk assessments, the auditor considers internal control relevant to the entity's preparation and fair presentation of the financial statements in order to design audit procedures that are appropriate in the circumstances, but not for the purpose of expressing an opinion on the effectiveness of the entity's internal control. Accordingly, we express no such opinion. An audit also includes evaluating the appropriateness of accounting policies used and the reasonableness of significant accounting estimates made by management, as well as evaluating the overall presentation of the financial statements.

We believe that the audit evidence we have obtained is sufficient and appropriate to provide a basis for our audit opinions.

### **Opinions**

In our opinion, the financial statements referred to above present fairly, in all material respects, the respective financial position of the governmental activities and each major fund of the District, as of September 30, 2014, and the respective changes in financial position for the year then ended in accordance with accounting principles generally accepted in the United States of America.

INDEPENDENT AUDITOR'S REPORT (Continued)

**Other Matters**

*Required Supplementary Information*

Accounting principles generally accepted in the United States of America require that the management's discussion and analysis and budgetary comparison information on pages 4-9 and 23 be presented to supplement the basic financial statements. Such information, although not a part of the basic financial statements, is required by the Governmental Accounting Standards Board, who considers it to be an essential part of financial reporting for placing the basic financial statements in an appropriate operational, economic, or historical context. We have applied certain limited procedures to the required supplementary information in accordance with auditing standards generally accepted in the United States of America, which consisted of inquiries of management about the methods of preparing the information and comparing the information for consistency with management's responses to our inquiries, the basic financial statements, and other knowledge we obtained during our audit of the basic financial statements. We do not express an opinion or provide any assurance on the information because the limited procedures do not provide us with sufficient evidence to express an opinion or provide any assurance.

*Other Information*


Our audit was conducted for the purpose of forming opinions on the financial statements that collectively comprise the District's basic financial statements. The schedules in the Texas Supplementary Information Section as listed in the table of contents are presented for purposes of additional analysis and are not a required part of the basic financial statements.

The Texas Supplementary Information Section is the responsibility of management and was derived from and relates directly to the underlying accounting and other records used to prepare the basic financial statements. Such information has been subjected to the auditing procedures applied in the audit of the financial statements and certain additional procedures, including comparing and reconciling such information directly to the underlying accounting and other records used to prepare the financial statements or to the basic financial statements themselves, and other additional procedures in accordance with auditing standards generally accepted in the United States of America. In our opinion, the Texas Supplementary Information Section information is fairly stated, in all material respects, in relation to the basic financial statements as a whole.

**Other Reporting Required by *Government Auditing Standards***

In accordance with *Government Auditing Standards*, we have also issued our report dated February 9, 2015, on our consideration of the District's internal control over financial reporting and on our tests of its compliance with certain provisions of laws, regulations, contracts, and grant agreements and other matters. The purpose of that report is to describe the scope of our testing of internal control over financial reporting and compliance and the results of that testing, and not to provide an opinion on internal control over financial reporting or on compliance. That report is an integral part of an audit performed in accordance with *Government Auditing Standards* in considering the District's internal control over financial reporting and compliance.

Darilek, Butler & Associates, PLLC



San Antonio, Texas  
February 9, 2015

## SAN ANTONIO MUNICIPAL UTILITY DISTRICT NO. 1

Management's Discussion and Analysis  
September 30, 2014

As management of the San Antonio Municipal Utility District No. 1 (the District), we offer readers of these financial statements this narrative overview and analysis of the financial activities of the District for the fiscal year ended September 30, 2014. We encourage readers to consider the information presented here in conjunction with the District's audited financial statements, which follow this section.

### **Organization and Business**

The District provides garbage pick-up services to residents and businesses within the District.

### **Financial Highlights**

- ❑ Overall, the District improved its financial position during the fiscal year 2014.
- ❑ The District's Net Position increased by \$220,510 during the period.
- ❑ The District's liabilities exceeded assets at September 30, 2014 by \$398,145 (net position).
- ❑ During the year, the District had expenses of \$227,657 which was \$221,172 less than the \$448,829 generated in general revenues.

### **Overview of the Basic Financial Statements**

The District's basic financial statements are comprised of two components: (1) Combined Government-Wide and Fund Financial Statements and (2) Notes to the Basic Financial Statements. In addition to the basic financial statements, the report also contains required supplementary information and other supplementary information.

In the combined government-wide and fund financial statements, the statement of net position and statement of activities columns are designed to provide readers with a broad overview of the District's finances, in a manner similar to a private-sector business.

- ❑ The statement of net position column presents information on all of the District's assets and liabilities, with the difference between the two reported as net position. Over time, increases or decreases in net position may serve as a useful indicator of whether the financial position of the District is improving or deteriorating.
- ❑ The statement of activities column presents information showing how the government's net position changed during the most recent fiscal year. All changes in net position are reported as soon as the underlying event giving rise to the change occurs, regardless of the timing of related cash flows. Thus, revenues and expenses are reported in this statement for some items that will only result in cash flows in future fiscal periods

Thus, one of the most important questions asked about the District's finances, "Is the District as a whole better or worse off as a result of the year's activities?" The Statement of Net Position and Statement of Activities columns of the basic financial statements report information about the District as a whole and about its activities in a way that helps answer this question. These statements include all assets and liabilities using the accrual basis of accounting, which is similar to the accounting used in most private-sector companies. All of the current year's revenues and expenses are taken into account regardless of when cash is received or paid.

Management’s Discussion and Analysis  
 September 30, 2014

**GOVERNMENT-WIDE FINANCIAL ANALYSIS**

**Statement of Net Position**

As stated earlier, net position may serve over time as a useful indicator of a government’s financial position. As previously stated, the District’s financial position improved during fiscal period 2014, as District net position increased by \$220,510. The largest part of the District’s net position reflects long-term bonded debt that is still outstanding.

The following reflects a comparative condensed Statement of Net Position as of September 30, 2014 and 2013:

	<u>2014</u>	<u>2013</u>
Current and Other Assets	\$ 411,243	\$ 255,331
Capital and Other Long-Term Assets	<u>300,882</u>	<u>314,087</u>
Total Assets	<u>712,125</u>	<u>569,418</u>
Current Liabilities	88,086	91,631
Non-Current Liabilities	<u>1,022,184</u>	<u>1,096,442</u>
Total Liabilities	<u>1,110,270</u>	<u>1,188,073</u>
Net Position:		
Invested in Capital Assets, net of related debt	300,882	314,087
Restricted for Debt Service	179,862	178,977
Unrestricted	<u>(878,889)</u>	<u>(1,111,719)</u>
TOTAL NET POSITION	<u>\$ (398,145)</u>	<u>\$ (618,655)</u>



SAN ANTONIO MUNICIPAL UTILITY DISTRICT NO. 1

Management's Discussion and Analysis  
September 30, 2014

**Statement of Activities**

The Statement of Activities shows how the District paid for the program's cost.

The following reflects a comparative statement of changes in net position of the District as a whole for the years ended September 30, 2014 and 2013:

	<u>2014</u>	<u>2013</u>
<b>EXPENDITURES/EXPENSES</b>		
Public Utilities - Operations	\$ 136,968	\$ 452,968
Loss on Sale	-	100,000
Debt Service:		
Interest	<u>90,689</u>	<u>92,950</u>
Total Expenditures/Expenses	<u>227,657</u>	<u>645,918</u>
<b>GENERAL REVENUES</b>		
Property Taxes	300,049	321,889
Investment Earnings	83	369
Tax Penalties and Interest	2,967	2,378
Miscellaneous Revenue	<u>145,730</u>	<u>765</u>
Total General Revenues	<u>448,829</u>	<u>325,401</u>
Change in Net Position	221,172	(320,517)
Net Position - Beginning	(618,655)	(306,478)
Prior Period Adjustment	<u>100,000</u>	<u>8,340</u>
Restated Beginning	<u>(518,655)</u>	<u>(298,138)</u>
Net Position - Ending	<u>\$ (297,483)</u>	<u>\$ (618,655)</u>

The District's combined net position increased to (\$297,483) from (\$618,655), or 52%, as a result of the increase in net position of \$321,172.

Expenses decreased by 65%.

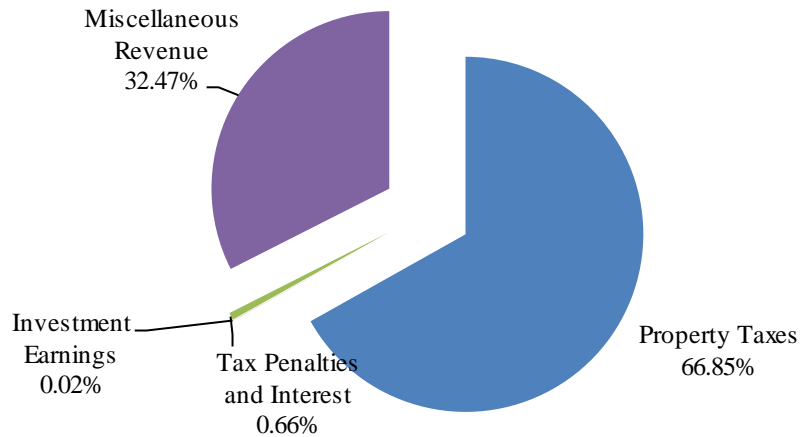
Net Position

The result of fiscal period 2014 governmental activity was an increase of \$321,172 in net position to (\$297,483). Of the total governmental activities' net position, \$300,882 is invested in capital assets net of related debt, \$179,862 is restricted for debt service and (\$878,889) is unrestricted, that is, having no legal commitment.

SAN ANTONIO MUNICIPAL UTILITY DISTRICT NO. 1

Management's Discussion and Analysis  
September 30, 2014

Revenues



This year, property tax revenues represent 66.85% of the total revenues. The District maintains a property tax rate at \$0.7032 per \$100 of 2013 values; and collected property tax revenue of \$300,049.

Expenses



Public utility - operations represents \$136,968 of the total expenses of \$227,657.

### **Reporting the District's Most Significant Funds**

The District, like other governments, uses fund accounting to ensure and demonstrate compliance with finance and related legal requirements. The District's major funds – the general fund and debt service fund – are both governmental funds.

The District reports in accordance with the provisions of Governmental Accounting Standards Board (GASB) Statement No. 54, *Fund Balance Reporting and Governmental Fund Type Definitions*, as detailed in Note A of the Notes to the Basic Financial Statements. GASB Statement No. 54 requires fund balances to be classified into the following categories: nonspendable, restricted, committed, assigned, and unassigned.

- Governmental funds are used to account for essentially the same functions reported as governmental activities in the governmental-wide columns of the financial statements. The District's services are reported in the general fund, which focuses on how money flows into and out of that fund and the balances left at year end that are available for spending. The debt service fund is used to account for principal and interest payments on long-term debt as they become due. These funds are reported using an accounting method called modified accrual accounting, which measures cash and all other financial assets that can readily be converted to cash. Governmental fund information helps you determine whether there are more or fewer financial resources that can be spent in the near future to finance the District's program. We describe the relationship between the Statement of Net Position and the Statement of Activities and governmental funds by making the adjustments to the fund financial statements.

In summary, fund financial statements are considered the traditional method of portraying available funds for immediate spending needs. It is a relative measure of the District's ability to meet program costs in the near future. Therefore, the District's fund balance does not reflect the equity value of the investment the District has in its capital assets or the long-term debt owed by the District. The government-wide statements of net position and activities are therefore designed to reflect the value of all capital assets of the District and to report debt outstanding, so that the total net position figures compare similar to a private entity's retained earnings.

### **FUND FINANCIAL ANALYSIS**

#### **Governmental Type Funds**

Total Governmental fund revenues exceeded expenses by \$154,086 for a combined fund balance of \$402,194, reflecting a 172% increase from last year's balance. Of the fund balance, \$179,862 is restricted for debt service and is reported in the debt service fund. The remaining fund balance of \$222,332 is unassigned and is reported in the general fund.

#### **GENERAL FUND BUDGETARY HIGHLIGHTS**

The District's budget for the year ending September 30, 2014 was adopted in September 2013.

General fund actual revenues were more than budgeted revenues by \$137,335. The variance in revenue was mainly due to a settlement payment from Chicago Title Co. of Texas for the release of a tract of land.

General fund actual expenditures were less than budgeted expenditures by \$28,021. The variance in expenditures was due to a decrease in director's salaries and lower election costs than expected.

SAN ANTONIO MUNICIPAL UTILITY DISTRICT NO. 1

Management’s Discussion and Analysis  
September 30, 2014

**CAPITAL ASSET AND DEBT ADMINISTRATION**

**Capital Assets**

The District’s capital assets include land, land improvements, buildings, and furniture and equipment. The investment in capital assets as of September 30, 2014 was \$300,882, net of depreciation. This represents a decrease of 4%.

**Debt Administration**

An analysis of changes in long-term debt for the year ended September 30, 2014 is as follows:

	Beginning Balance	Additions	Reductions	Ending Balance	Due Within One Year	Accrued Interest
<b>General Fund</b>						
Note Payable - Dam Repairs	\$ 100,000	\$ -	\$ (20,000)	\$ 80,000	\$ 14,258	\$ 2,299
Note Payable - Dam Sale	75,000	-	(13,558)	61,442	20,000	
<b>Debt Service Fund</b>						
Unlimited Tax Refunding Bonds, Series 1997	1,000,000	-	(45,000)	955,000	40,000	7,012
Total Governmental Activities	<u>\$ 1,175,000</u>	<u>\$ -</u>	<u>\$ (78,558)</u>	<u>\$ 1,096,442</u>	<u>\$ 74,258</u>	<u>\$ 9,311</u>

**ECONOMIC FACTORS AND NEXT YEAR’S BUDGET**

The economic outlook for the District remains stable. Budget levels remain similar to previous years.

**Request for Information**

This financial report is designed to provide a general overview of the District’s finances for all those with an interest in the government’s finances. Questions concerning any of the information provided in this report or requests for additional financial information should be addressed to the San Antonio Municipal Utility District No. 1, P.O. Box 696, Helotes, Texas 78023.

## BASIC FINANCIAL STATEMENTS

SAN ANTONIO MUNICIPAL UTILITY DISTRICT NO. 1

Statement of Net Financial Position and Governmental Funds Balance Sheet  
For the Year Ended September 30, 2014

	General Fund	Debt Service Fund	Total	Adjustments	Statement of Net Position
<b>ASSETS</b>					
Cash	\$ 200,046	\$ 1,146	\$ 201,192	\$ -	\$ 201,192
Investments	7,211	188,245	195,456	-	195,456
Receivables				-	
Property Taxes, net of allowance	2,583	1,949	4,532	-	4,532
Bexar County Tax Assessor	5,583	4,480	10,063	-	10,063
Due from Other Funds	14,009	-	14,009	(14,009) (1)	-
Land	-	-	-	112,070 (2)	112,070
Land Improvements, net of depreciation	-	-	-	53,251 (2)	53,251
Buildings, net of depreciation	-	-	-	122,624 (2)	122,624
Other Capital Assets, net of depreciation	-	-	-	12,937 (2)	12,937
<b>TOTAL ASSETS</b>	<b>\$ 229,432</b>	<b>\$ 195,820</b>	<b>\$ 425,252</b>	<b>\$ 286,873</b>	<b>\$ 712,125</b>
<b>LIABILITIES</b>					
Accounts Payable	\$ 3,952	\$ -	\$ 3,952	\$ -	\$ 3,952
Accrued Interest	-	-	-	9,311 (5)	9,311
Customer Deposits	565	-	565	-	565
Due to Other Funds	-	14,009	14,009	(14,009) (1)	-
Deferred Revenues - Taxes	2,583	1,949	4,532	(4,532) (3)	-
Long-Term Liabilities					
Due within one year	-	-	-	74,258 (4)	74,258
Due after one year	-	-	-	1,022,184 (4)	1,022,184
<b>Total Liabilities</b>	<b>7,100</b>	<b>15,958</b>	<b>23,058</b>	<b>1,087,212</b>	<b>1,110,270</b>
<b>FUND BALANCES / NET POSITION</b>					
Fund Balances:					
Restricted for Debt Service	-	179,862	179,862	(179,862)	-
Unassigned	222,332	-	222,332	(222,332)	-
<b>Total Fund Balance</b>	<b>222,332</b>	<b>179,862</b>	<b>402,194</b>	<b>(402,194)</b>	<b>-</b>
<b>TOTAL LIABILITIES AND FUND BALANCES</b>	<b>\$ 229,432</b>	<b>\$ 195,820</b>	<b>\$ 425,252</b>		
<b>NET POSITION:</b>					
Invested in General Capital Assets, net of related debt				300,882	300,882
Restricted for Debt Service				179,862	179,862
Unrestricted				(878,889)	(878,889)
<b>TOTAL NET POSITION</b>				<b>\$ (398,145)</b>	<b>\$ (398,145)</b>

The following adjustments are required by GASB Statement No. 34 and are for presentation purposes only:

- (1) Internal balances (due to/due from other funds) are eliminated in the statement of net position.
- (2) When capital assets (land, buildings, equipment) that are to be used in governmental activities are purchased or constructed, the costs of those assets are reported as expenditures in governmental funds. However, the statement of net position includes those capital assets among the assets of the District.
- (3) Some assets will not be available to pay current period expenditures. Property taxes receivable are offset by deferred revenues in the governmental funds.
- (4) Long-term liabilities applicable to the District's governmental activities are not due and payable in the current period and accordingly are not reported as fund liabilities. All liabilities, both current and long-term are reported in the statement of net position.
- (5) Interest on long-term debt is not accrued in governmental funds, but rather is recognized as an expenditure when due.

SAN ANTONIO MUNICIPAL UTILITY DISTRICT NO. 1

Statement of Activities and Governmental Fund Revenues, Expenditures  
and Changes in Fund Balances  
For the Year Ended September 30, 2014

	General Fund	Debt Service Fund	Total	Adjustments	Statement of Activities
<b>EXPENDITURES/EXPENSES</b>					
Public Utilities - Operations	\$ 124,303	\$ 662	\$ 124,965	\$ 12,003 (1)	\$ 136,968
Debt Service:					
Principal	33,558	45,000	78,558	(78,558) (2)	-
Interest	2,203	87,975	90,178	511 (3)	90,689
Total Expenditures/Expenses	<u>160,064</u>	<u>133,637</u>	<u>293,701</u>	<u>(66,044)</u>	<u>227,657</u>
<b>GENERAL REVENUES</b>					
Property Taxes	165,835	133,172	299,007	1,042 (4)	300,049
Investment Earnings	12	71	83	-	83
Tax Penalties and Interest	1,688	1,279	2,967	-	2,967
Miscellaneous Revenue	145,730	-	145,730	-	145,730
Total General Revenues	<u>313,265</u>	<u>134,522</u>	<u>447,787</u>	<u>1,042</u>	<u>448,829</u>
Excess of Revenues over Expenditures	153,201	885	154,086	(154,086)	-
Change in Net Assets	-	-	-	221,172	221,172
<b>FUND BALANCE/NET POSITION</b>					
Beginning of the Year	(30,869)	178,977	148,108	(766,763)	(618,655)
Prior Period Adjustment	100,000	-	100,000	-	100,000
Restated Beginning	<u>69,131</u>	<u>178,977</u>	<u>248,108</u>	<u>(766,763)</u>	<u>(518,655)</u>
End of the Year	<u>\$ 222,332</u>	<u>\$ 179,862</u>	<u>\$ 402,194</u>	<u>\$ (699,677)</u>	<u>\$ (297,483)</u>

The following adjustments are required by GASB Statement No. 34 and are for presentation purposes only:

- (1) When capital assets (land, buildings, equipment) that are to be used in governmental activities are purchased or constructed, the costs of those assets are reported as expenditures in governmental funds. However, in the statement of activities, the cost of those assets is allocated over their estimated useful lives and reported as depreciation expense. The District's current year depreciation expense was \$12,003.
- (2) Repayment of bond principal is reported as an expenditure in governmental funds and, thus, has the effect of reducing fund balance because current financial resources have been used. For the District, however, the principal payments reduce the liabilities in the statement of net position and do not result in an expense in the statement of activities.
- (3) Interest expense in the statement of activities differs from the amount reported in governmental funds due to accrued interest on long-term debt.
- (4) Because some property taxes will not be collected for several months after the District's fiscal year ends, they are not considered as "available" revenues in the governmental funds and are not reported as revenue in the funds. These amounts are reported as revenues in the statement of activities.

# SAN ANTONIO MUNICIPAL UTILITY DISTRICT NO. 1

Notes to the Basic Financial Statements  
September 30, 2014

## Note A – Summary of Significant Accounting Policies

The financial statements of the San Antonio Municipal Utility District No. 1 (the District) have been prepared in conformity with generally accepted accounting principles (GAAP) as applied to government units. The Governmental Accounting Standards Board (GASB) is the accepted standard-setting body for establishing governmental accounting and financial reporting principles. The more significant of the District's accounting policies are described below.

### **Reporting Entity**

San Antonio Municipal Utility District No. 1 was created by an order of the Texas Water Rights Commission on January 16, 1974, to operate under Chapter 54 of the Texas Water Code and was confirmed by an election held on October 26, 1974. The Board of Directors held its first meeting on March 15, 1974, and the first bonds were sold in July 1976.

In evaluating how to define the District for financial reporting purposes, management has considered all potential component units. The decision to include a potential component unit in the reporting entity was made by applying the criteria set forth in GAAP. The basic - but not the only - criterion for including a potential component unit within the reporting entity is the governing body's ability to exercise oversight responsibility. The most significant manifestation of this ability is financial interdependency. Other manifestations of the ability to exercise oversight responsibility include, but are not limited to, the selection of governing authority, the designation of management, the ability to significantly influence operations and accountability for fiscal matters. The other criterion used to evaluate potential component units for inclusion or exclusion from the reporting entity is the existence of special financing relationships, regardless of whether the District is able to exercise oversight responsibilities. Based upon the application of these criteria, the District's reporting entity consists only of the primary government; the District has no component units.

### **Basis of Presentation**

As a special purpose government engaged in a single governmental program - a municipal utility district - the District is permitted to combine government-wide and fund financial statements according to GASB No. 34, paragraph 136. In this manner, the District's financial statements begin like governmental fund financial statements and are then adjusted to the full accrual basis of accounting for the statement of net position and statement of activities, or government-wide, presentation.

### **Fund Accounting**

The District's accounts are organized within two separate funds, each of which is considered to be a separate accounting entity. The operations of each fund are accounted for by providing a separate set of self-balancing accounts which are comprised of each fund's assets, liabilities, fund balance, revenues and expenditures. Both funds are governmental funds and are considered major funds. The following is a description of the funds used by the District in the accompanying financial statements.

#### Governmental Fund Types:

##### General Fund

The general fund accounts for the resources used to finance the fundamental operations of the District. It is the basic fund of the District and covers all activities for which a separate fund is not required.

##### Debt Service Fund

The debt service fund is used to account for the accumulation of resources for the payment of principal and interest on long-term debt of the District.

Note A – Summary of Significant Accounting Policies (Continued)



### **Basis of Accounting and Measurement Focus**

The basis of accounting determines when transactions and economic events are reflected in financial statements, and measurement focus identifies which transactions and events should be recorded.

All governmental funds utilize a “current financial resources” measurement focus. Only current financial assets and liabilities are generally included on their balance sheets. Their operating statements present sources and uses of available spendable financial resources during a given period. These funds use fund balances as their measure of available spendable financial resources at the end of the period.

For the Statement of Net Position and the Statement of Activities, the “economic resources” measurement focus is used. The accounting objectives of this measurement focus are the determination of operating income, changes in net position (or cost recovery), financial position, and cash flows. All assets and liabilities (whether current or noncurrent) associated with their activities are reported. Fund equity is classified as net position.

In the government-wide Statement of Net Position and Statement of Activities, governmental activities are presented using the accrual basis of accounting. Under the accrual basis of accounting, revenues are recognized when earned and expenses are recorded when the liability is incurred or economic asset used. Revenues, expenses, gains, losses, assets, and liabilities resulting from exchange and exchange-like transactions are recognized when the exchange takes place.

In the fund financial statements, governmental funds are presented on the modified accrual basis of accounting. Under this modified accrual basis of accounting, revenues are recognized when “measurable and available.” Measurable means knowing or being able to reasonably estimate the amount. Available means collectible within the current period or within sixty days after year end. Expenditures (including capital outlay) are recorded when the related fund liability is incurred, except for general obligation bond principal and interest which are reported when due.

Revenues susceptible to accrual are property taxes, interest revenue and charges for services. Revenue from fines and permits are not susceptible to accrual because generally they are not measurable until received in cash.

Property taxes, though measurable, are not available soon enough in the subsequent period to finance current obligations. Therefore, in the governmental funds, property tax receivables are recorded and deferred until they become available. In the fund financial statements, property taxes are recorded as revenue in the period levied to the extent they are collected within 60 days of year-end. In the government-wide statement of activities, property taxes are recorded as revenue in the period levied.

### **Cash and Cash Equivalents**

The District’s cash and cash equivalents consists of cash on hand and demand deposits.

### **Receivables**

Receivables are reported net of the allowance for bad debts. The receivables bad debt allowance for property taxes in the general and debt service funds are \$3,759 and \$4,262, respectively.

### **Pension**

The District is an employer; however, there is no pension plan.

Note A – Summary of Significant Accounting Policies (Continued)

**Use of Estimates**

The process of preparing financial statements in conformity with generally accepted accounting principles requires the use of estimates and assumptions regarding certain types of assets, liabilities, revenues, and expenses. Such estimates primarily relate to unsettled transactions and events as of the date of the financial statements. Accordingly, upon settlement, actual results may differ from estimated amounts.

**Debt Service**

Debt service expenditures are financed by an ad valorem tax levy on all taxable property within the District and are restricted to payment of current interest and matured principal on bonds, paying agent's fees, and the costs of property and tax collection. (See "Property Tax" section below.)

**Due To and Due From Other Funds**

Interfund receivables and payables arise from interfund transactions and are recorded by all funds affected in the period in which transactions are executed. This internal activity is eliminated in the government-wide statement of net position.

**Property Tax**

Property taxes attach as an enforceable lien on property as of January 1. Taxes are levied on October 1 and are due and payable on or before January 31 of the following year. All unpaid taxes become delinquent February 1 of the following year. The District has contracted with the Bexar County Tax Assessor/Collector to bill and collect taxes. District property tax revenues are recognized when collected. An allowance is established for all delinquent taxes and revenue is recognized when taxes are received.

**Capital Assets**

The accounting and reporting treatment applied to the capital assets associated with a fund is determined by its measurement focus. General capital assets are long-lived assets of the District as a whole. When purchased, such assets are recorded as expenditures in the governmental funds and reported as capital assets in the government-wide financial statements. The valuation basis for general capital assets is historical cost, or where historical cost is not available, estimated historical cost based on replacement cost. The minimum capitalization threshold is any individual item with a total cost greater than or equal to \$500. Repairs, maintenance, and minor purchases of equipment are charged to expenses as incurred.

The District has no infrastructure as it was previously sold to another governmental entity.

Depreciation of capital assets is computed using the straight-line method. Estimated useful lives of the various classes of depreciable capital assets are as follows:

Building and Improvements	7-50 years
Furniture and Equipment	5-20 years
Land Improvements	10-30 years

The District follows the policy of capitalizing interest as a component of the cost of fixed assets constructed for its own use.

Note A – Summary of Significant Accounting Policies (Continued)

**Equity Classifications**

*Government-Wide Financial Statements*

Equity is classified as net position and displayed in three components:

- a. Invested in capital assets, net of related debt - Consists of capital assets including restricted capital assets, net of accumulated depreciation and reduced by the outstanding balances of any bonds, mortgages, notes, or other borrowings that are attributable to the acquisition, construction, or improvement of those assets.
- b. Restricted - Consists of assets with constraints placed on the use either by (1) external groups such as creditors, grantors, contributors, or laws or regulations of other governments; or (2) law through constitutional provisions or enabling legislation.
- c. Unrestricted - All other assets that do not meet the definition of “restricted” or “invested in capital assets, net of related debt.”

*Fund Financial Statements*

Governmental Accounting Standards Board (GASB) Statement No. 54, *Fund Balance Reporting and Governmental Fund Type Definitions* (Statement) requires that fund balances for each of the District’s governmental funds (General Fund, special revenue funds, capital projects funds, and debt service funds) be displayed in the following classifications depicting the relative strength of the spending constraints placed on the purposes for which resources can be used:

- *Nonspendable fund balance*—amounts that cannot be spent because they are either not in a spendable form (such as inventories and prepaid amounts) or are legally or contractually required to be maintained intact. The District did not have any nonspendable fund balances as of September 30, 2014.
- *Restricted fund balance*—amounts that can be spent only for specific purposes because of constraints imposed by external providers (such as grantors, bondholders, and higher levels of government), or imposed by constitutional provisions or enabling legislation.
- *Committed fund balance*—amounts that can be spent only for specific purposes determined by a formal action of the government’s highest level of decision-making authority. The District did not have any committed fund balances as of September 30, 2014.
- *Assigned fund balance*—amounts the government intends to use for specific purposes that do not meet the criteria to be classified as restricted or committed. The District did not have any assigned fund balances of September 30, 2014.
- *Unassigned fund balance*—amounts that are available for any purpose; these amounts can be reported only in the District’s General Fund.

In addition, the Statement clarifies the definitions of the various types of governmental funds. Interpretations of certain terms within the new definition of special revenue funds may affect which activities the District can report in special revenue funds.

The District would typically use restricted fund balances first, followed by committed resources, and then assigned resources, as appropriate opportunities arise, but reserves the right to selectively spend unassigned resources first to defer the use of these other classified funds.

SAN ANTONIO MUNICIPAL UTILITY DISTRICT NO. 1

Notes to the Basic Financial Statements  
September 30, 2014

Note B – Long-Term Debt

Changes in long-term obligations for the period ended September 30, 2014 are as follows:

	Beginning Balance	Additions	Reductions	Ending Balance	Due Within One Year	Accrued Interest
<b>General Fund</b>						
Note Payable - Dam Repairs	\$ 100,000	\$ -	\$ (20,000)	\$ 80,000	\$ 14,258	\$ 2,299
Note Payable - Dam Sale	75,000	-	(13,558)	61,442	20,000	
<b>Debt Service Fund</b>						
Unlimited Tax Refunding Bonds, Series 1997	1,000,000	-	(45,000)	955,000	40,000	7,012
Total Governmental Activities	\$ 1,175,000	\$ -	\$ (78,558)	\$ 1,096,442	\$ 74,258	\$ 9,311

**Note Payable**

On May 30, 2013, the District entered into a transaction with the San Antonio River Authority (SARA) under which SARA took ownership of Wildlake Dam and assumed responsibility for implementing an Emergency Action Plan to be in compliance with the Texas Commission on Environmental Quality (TCEQ) standards. As a condition of the transaction, the District is responsible for rehabilitating the dam up to TCEQ standards. The District entered into a note payable with SARA for \$75,000, at 5% interest to pay for part of the rehabilitation costs. The terms of the agreement call for annual payments of principal and interest of \$17,323 and matures on January 1, 2018. The principal amount outstanding at September 30, 2014 was \$61,442.

Also, in exchange for assuming the costs to put an Emergency Action Plan into place, the District entered into a separate note payable with SARA in the amount of \$100,000. This note bears no interest and is payable in annual installments of \$20,000 and matures on January 1, 2018. The principal amount outstanding at September 30, 2014 was \$80,000.

Future payment requirements are summarized as follows:

<u>Year Ended September 30,</u>	
2015	\$ 34,258
2016	34,969
2017	35,716
2018	36,499
Total	141,442
Current Portion	(34,258)
Long-Term Portion	\$ 107,184

**Unlimited Tax Refunding Bonds, Series 1997**

The Unlimited Tax Refunding Bonds, Series 1997 are direct and general obligations of the District, payable from an ad valorem tax levied against all taxable property within the District without legal limit as to rate or amount, with such tax sufficient to provide for the payment of principal and interest on the bonds when due and, subject to allowances for delinquencies, to pay the expenses of assessing and collecting the taxes. The proceeds from the tax are pledged for debt service and are to be placed in an "interest and sinking fund", no less frequently than monthly.

The bonds bear a 9% interest rate with interest payable on March 1<sup>st</sup> and September 1<sup>st</sup> until the bonds mature on March 1, 2027. The cash and temporary cash investments balance in the Debt Service fund was \$189,391 at September 30, 2014.

SAN ANTONIO MUNICIPAL UTILITY DISTRICT NO. 1

Notes to the Basic Financial Statements  
September 30, 2014

Note B – Long-Term Debt (Continued)

**Unlimited Tax Refunding Bonds, Series 1997 (Continued)**

Paying agent for the Unlimited Tax Refunding Bonds, Series 1997, is:

Bank of New York Mellon, N.A.  
2001 Bryan Street, 9<sup>th</sup> Floor  
Dallas, TX 75201

Bond Authority:	Tax Bonds	Other Bonds	Unlimited Tax Refunding Bonds
Amount Authorized By Voters	\$ 26,896,000	None	\$ 1,575,000
Amount Issued	-	None	1,575,000
Amount Issued and Retired	2,500,000	None	-
Remaining to be Issued	\$ <u>24,396,000</u>	<u>None</u>	<u>\$ -</u>

Long-term debt service requirements for the District's bonds are summarized as follows:

<u>Due During Fiscal Years Ending</u>	<u>Principal Due</u> 03/01	<u>Interest Due</u> 03/01, 09/01	<u>Total</u>
2015	\$ 40,000	\$ 84,150	\$ 124,150
2016	35,000	80,775	115,775
2017	40,000	77,400	117,400
2018	45,000	73,575	118,575
2019	40,000	69,750	109,750
2020	40,000	66,150	106,150
2021	45,000	62,325	107,325
2022	60,000	57,600	117,600
2023	100,000	50,400	150,400
2024	110,000	40,950	150,950
2025	120,000	30,600	150,600
2026	135,000	19,125	154,125
2027	145,000	6,525	151,525
	\$ <u>955,000</u>	\$ <u>719,325</u>	\$ <u>#####</u>

Note C – Property Tax Revenues and Receivables

For the year ended September 30, 2014, the District levied an ad valorem tax at the rate of \$0.7032 per \$100 of the 2013 assessed valuation (\$0.3032 for debt service and \$0.4000 for maintenance) with a 20% homestead exemption, which resulted in a tax levy of \$314,108 on a net taxable valuation of \$44,668,303.

SAN ANTONIO MUNICIPAL UTILITY DISTRICT NO. 1

Notes to the Basic Financial Statements  
September 30, 2014

Note C – Property Tax Revenues and Receivables (Continued)

Property taxes receivable at September 30, 2014 are as follows:

	Uncollected Taxes	Estimated Uncollectible	Net Receivable
General Fund	\$ 6,342	\$ (3,759)	\$ 2,583
Debt Service Fund	6,211	(4,262)	1,949
	<u>\$ 12,553</u>	<u>\$ (8,021)</u>	<u>\$ 4,532</u>

Note D – Employees Retirement System

The San Antonio Municipal Utility District has six employees; however, no retirement plan is provided.

Note E – Capital Assets and Depreciation

A summary of capital assets is as follows:

	Balance 9/30/2013	Additions	Deductions	Balance 9/30/2014
Not Being Depreciated:				
Land	\$ 112,070	\$ -	\$ -	\$ 112,070
Other Capital Assets				
Office Building	172,410	-	-	172,410
Furniture & Equipment	32,997	-	-	32,997
Land Improvements	81,149	-	-	81,149
Subtotal	<u>286,556</u>	<u>-</u>	<u>-</u>	<u>286,556</u>
Accumulated Depreciation				
Office Building	(46,222)	(3,564)	-	(49,786)
Furniture & Equipment	(16,276)	(3,784)	-	(20,060)
Land Improvements	(23,243)	(4,655)	-	(27,898)
Subtotal	<u>(85,741)</u>	<u>(12,003)</u>	<u>-</u>	<u>(97,744)</u>
Net Other Capital Assets	<u>200,815</u>	<u>(12,003)</u>	<u>-</u>	<u>188,812</u>
Net Capital Assets	<u>\$ 312,885</u>	<u>\$ (12,003)</u>	<u>\$ -</u>	<u>\$ 300,882</u>

Depreciation expense of \$12,003 is reported in the statement of activities within Public Utility - Operations Expense.

Note F – Due To/Due From Other Funds

As of September 30, 2014, interfund receivables and payable that resulted from various interfund transactions were as follows:

	Due To Other Funds	Due From Other Funds
General Fund	\$ -	\$ 14,009
Debt Service	14,009	-
	<u>\$ 14,009</u>	<u>\$ 14,009</u>

Note G – Pledged Revenue

At elections held within the District on October 25, 1974, the voters of the District authorized the issuance of an aggregate of \$26,896,000 in unlimited tax bonds. After the sale of the \$2,500,000 Series 1976 issue, \$24,396,000 in bonds of the District remained authorized but unissued. During 1997, the Series 1976 Bonds were defeased and \$1,575,000 in unlimited tax refunding bonds, Series 1997, were issued. At September 30, 2014, \$24,396,000 in bonds of the District remain authorized but unissued.

The bonds are direct and general obligations of the District, payable from an ad valorem tax levied against all taxable property within the District without legal limit as to rate or amount, with such tax sufficient to provide for the payment of principal and interest on the bonds when due and, subject to allowances for delinquencies, to pay the expenses of assessing and collecting the taxes. The proceeds from the tax are pledged for debt service and are to be placed in an "interest and sinking fund", no less frequently than monthly.

No service revenues are pledged for debt service.

Note H – Compliance with Debt Service Requirements

As of September 30, 2014, the debt service fund had a fund balance of \$179,862. For the year ended September 30, 2014, the debt service fund is being managed and utilized in accordance with the bond resolutions.

Note I – Redemption of Bonds

**Unlimited Tax Refunding Bonds, Series 1997**

The bond order provides that the bonds shall be subject to redemption at the option of the District, as a whole or from time to time in part in integral multiples of \$5,000 principals, on any date upon obtaining the written consent of any or all of the purchasers or their assigns or successors and upon payment of a redemption price equal to the principal amount thereof together with interest, if any, accrued thereon from the most recent interest payment date to the redemption date.

Note J – Deposits and Investments

**Deposits**

The District maintains cash accounts at a financial institution that is insured by the Federal Deposit Insurance Company (FDIC). At times, balances deposited with financial institutions may have exceeded FDIC coverage; however, the Company has not experienced any historical losses as a result of this risk.

**Investments**

At September 30, 2014, all of the District's investments were in the Texas Local Government Investment Pool (TexPool). The State Comptroller of Public Accounts exercises oversight responsibility over TexPool. Oversight includes the ability to significantly influence operations, designation of management and accountability for fiscal matters. Additionally, the State Comptroller has established an advisory board composed of both participants in TexPool and other persons who do not have a business relationship with TexPool. The Advisory Board members review the investment policy and management fee structure. Finally, TexPool is rated AAAM by Standard and Poors. As a requirement to maintain the rating, weekly portfolio information must be submitted to Standard and Poors, as well as the office of the Comptroller of Public Accounts for review.

TexPool operates in a manner consistent with SEC Rule 2a7 of the Investment Company Act of 1940. TexPool uses amortized cost rather than market value to report net assets to compute share prices. Accordingly, the fair value of the position in TexPool is the same as the value of TexPool shares.

Note J – Deposits and Investments (Continued)

### **Investments (Continued)**

District policy allows the District to invest in the following:

- obligations of the United States or its agencies and instrumentalities;
- direct obligations of the State of Texas or its agencies;
- certificates of deposit issued by the state and national banks domiciled in Texas that are guaranteed or insured by the FDIC;
- certificates of deposit issued by savings and loan associations domiciled in Texas that are guaranteed or insured by the FSLIC;
- prime domestic bankers acceptances;
- commercial paper;
- fully collateralized repurchase agreements;
- TexPool, as authorized under Texas Government Code Section 404.101;
- and other legal investments of the District's as stated in the policy of the District.

### Note K – Fund Balances/Net Position

In accordance with GASB Statement No. 54, fund balances are classified as either nonspendable, restricted, committed, assigned, or unassigned, as described in Note A.

#### **Restricted Fund Balance**

Bond agreements require that an ad valorem property tax be restricted for the payment of principal and interest on the District's long-term debt. This restriction is reported in the District's Debt Service Fund. As of September 30, 2014, the fund balance restricted for debt service was \$179,862. For the Statement of Net Position, the restricted fund balance is reported as restricted.

#### **Unassigned Fund Balance**

The District's general fund reports an unassigned fund balance of \$222,332 as of September 30, 2014. For the Statement of Net Position, the unassigned fund balance is reported as unrestricted.

### Note L – Risk Management

The District is exposed to various risks of losses related to torts; theft of, damage to, and destruction of assets; errors and omissions; and natural disasters. These risks of loss are covered through participation in the Texas Municipal League, a public entity risk pool. The District also obtains commercial insurance to manage its risk of loss.

Management believes the insurance coverage is sufficient to preclude any significant losses to the District. Settled claims have not exceeded the insurance coverage in any of the past three fiscal years.

### Note M – Prior Period Adjustments

The following prior period adjustments to net position balances were recorded for the fiscal year ending September 30, 2014:

The District carried long term debt as a liability in the statement of net position in the prior year. The District is restating its net position to remove the long term liability as it should have been recorded as a GASB 34 adjustment. The net effect of this adjustment is an increase to beginning net position of \$100,000.



REQUIRED SUPPLEMENTARY INFORMATION

INDEPENDENT AUDITOR'S REPORT ON INTERNAL CONTROL  
OVER FINANCIAL REPORTING AND ON COMPLIANCE AND  
OTHER MATTERS BASED ON AN AUDIT OF FINANCIAL STATEMENTS  
PERFORMED IN ACCORDANCE WITH *GOVERNMENT AUDITING STANDARDS*

To the Board of Directors  
San Antonio Municipal Utility District No. 1

We have audited, in accordance with the auditing standards generally accepted in the United States of America and the standards applicable to financial audits contained in *Government Auditing Standards* issued by the Comptroller General of the United States, the financial statements of the governmental activities and each major fund of the San Antonio Municipal Utility District No. 1 (the District), as of and for the year ended September 30, 2014, and the related notes to the financial statements, which collectively comprise the District's basic financial statements, and have issued our report thereon dated February 9, 2015.

**Internal Control Over Financial Reporting**

In planning and performing our audit of the financial statements, we considered the District's internal control over financial reporting (internal control) to determine the audit procedures that are appropriate in the circumstances for the purpose of expressing our opinions on the financial statements, but not for the purpose of expressing an opinion on the effectiveness of the District's internal control. Accordingly, we do not express an opinion on the effectiveness of the District's internal control.

A *deficiency in internal control* exists when the design or operation of a control does not allow management or employees, in the normal course of performing their assigned functions, to prevent, or detect and correct, misstatements on a timely basis. A *material weakness* is a deficiency, or a combination of deficiencies, in internal control, such that there is a reasonable possibility that a material misstatement of the entity's financial statements will not be prevented, or detected and corrected, on a timely basis. A *significant deficiency* is a deficiency, or a combination of deficiencies, in internal control that is less severe than a material weakness, yet important enough to merit attention by those charged with governance.

Our consideration of internal control was for the limited purpose described in the first paragraph of this section and was not designed to identify all deficiencies in internal control that might be material weaknesses or significant deficiencies. Given these limitations, during our audit we did not identify any deficiencies in internal control that we consider to be material weaknesses. However, material weaknesses may exist that have not been identified.

**Compliance and Other Matters**

As part of obtaining reasonable assurance about whether the District's financial statements are free from material misstatement, we performed tests of its compliance with certain provisions of laws, regulations, contracts, and grant agreements, noncompliance with which could have a direct and material effect on the determination of financial statement amounts. However, providing an opinion on compliance with those provisions was not an objective of our audit and, accordingly, we do not express such an opinion. The results of our tests disclosed no instances of noncompliance or other matters that are required to be reported under *Government Auditing Standards*.

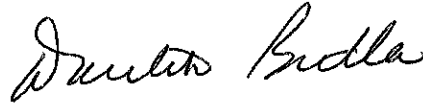
INDEPENDENT AUDITOR'S REPORT ON INTERNAL CONTROL  
OVER FINANCIAL REPORTING AND ON COMPLIANCE AND  
OTHER MATTERS BASED ON AN AUDIT OF FINANCIAL STATEMENTS  
PERFORMED IN ACCORDANCE WITH *GOVERNMENT AUDITING STANDARDS*  
(Continued)

**Purpose of this Report**

The purpose of this report is solely to describe the scope of our testing of internal control and compliance and the results of that testing, and not to provide an opinion on the effectiveness of the District's internal control or on compliance. This report is an integral part of an audit performed in accordance with *Government Auditing Standards* in considering the entity's internal control and compliance. Accordingly, this communication is not suitable for any other purpose.

Darilek, Butler & Associates, PLLC

San Antonio, Texas  
February 9, 2015

A handwritten signature in cursive script, appearing to read "Darilek Butler", is positioned to the right of the text block.

SAN ANTONIO MUNICIPAL UTILITY DISTRICT NO. 1

Required Supplementary Information  
 Budgetary Comparison Schedule - General Fund  
 For the Year Ended September 30, 2014

	Budgeted Amounts		Actual	Variance
	Original	Final		Positive (Negative)
<b>Revenues:</b>				
Property Taxes	\$ 175,930	\$ 175,930	\$ 165,835	\$ (10,095)
Investment Earnings	-	-	12	12
Penalties and Interest	-	-	1,688	1,688
Miscellaneous Revenue	-	-	145,730	145,730
<b>Total Revenues</b>	<b>175,930</b>	<b>175,930</b>	<b>313,265</b>	<b>137,335</b>
<b>Expenditures:</b>				
<b>Current</b>				
Purchased Services	25,000	25,000	28,541	(3,541)
Professional Fees	32,000	32,000	30,345	1,655
Contract Services	2,000	2,000	2,971	(971)
Personnel Services	52,403	52,403	37,065	15,338
Utilities	4,000	4,000	2,589	1,411
Maintenance and Repairs	12,500	12,500	14,625	(2,125)
Insurance	1,600	1,600	2,031	(431)
Miscellaneous and Other	18,582	18,582	6,136	12,446
Interest on Notes Payable	-	-	2,203	(2,203)
SARA Notes Payable	40,000	40,000	33,558	6,442
<b>Total Expenditures</b>	<b>188,085</b>	<b>188,085</b>	<b>160,064</b>	<b>28,021</b>
Excess of Revenues Over (Under) Expenditures	(12,155)	(12,155)	153,201	109,314
Fund Balance - Beginning of Year, GAAP Basis	(30,869)	(30,869)	(30,869)	68,583
Prior Period Adjustment	100,000	100,000	100,000	-
Restated Beginning	69,131	69,131	69,131	68,583
<b>Fund Balance - End of Year, GAAP Basis</b>	<b>\$ 56,976</b>	<b>\$ 56,976</b>	<b>\$ 222,332</b>	<b>\$ 177,897</b>

**NOTES: Budgets and Budgetary Accounting**

The District adopts an annual budget for the General Fund. The annual budget for the General Fund is prepared using the basis of accounting utilized by this governmental fund. Any revisions to the budget that alter the total expenditures must be approved by the Board to the District.

The budget for the General Fund for the year ended September 30, 2014 was approved and adopted by the board of directors at a meeting held in September 2013.

TEXAS SUPPLEMENTARY INFORMATION (TSI)

SAN ANTONIO MUNICIPAL UTILITY DISTRICT NO. 1

TSI-1 Services and Rates  
September 30, 2014

1. Services Provided by the District:

<u>          </u> Retail Water (See note below)	<u>          </u> Wholesale Water	<u>          </u> Drainage
<u>          </u> Retail Wastewater (See note below)	<u>          </u> Wholesale Wastewater	<u>          </u> Irrigation
<u>          </u> Parks/Recreation	<u>          </u> Fire Protection	<u>          </u> Security
<u>  X      </u> Solid Waste/Garbage	<u>          </u> Flood Control	<u>          </u> Roads
<u>          </u> Participants in joint venture, regional system and/or wastewater service (other than emergency interconnect)		
<u>          </u> Other (Please Specify): _____		

During fiscal year ended September 30, 1997, the District sold its water and wastewater operations; therefore, items #2, 3, and 4 are not applicable.

2. a) Retail Rates Based on 5/8" Meter: N/A

b) Number of retail water and/or wastewater connections within the District as of the fiscal year end. N/A

3. Total water consumption (rounded to the nearest 1,000) during the fiscal year. N/A

4. Standby Fees: Does the District assess standby fees? Yes      No   X  

5. Anticipated sources of funds to be used for debt service payments in the District's following year:

	<u>Amount</u>
a. Debt Service Tax Receipts	\$ -
b. Surplus Connection Funds	-
c. Water and/or Wastewater Revenue	-
d. Standby Fees	-
e. Beginning Debt Service Fund Balance	#####
f. Interest Revenues	-
g. Other (Describe)	-
_____	-
_____	-
<b>TOTAL ANTICIPATED FUNDS TO BE USED *</b>	<b>\$ #####</b>

\*This total should equal the District's total annual debt service for the fiscal year following the fiscal year reported or in the audited financial statements.

6. Location of District:

County in which District is located.     Bexar    

Is the District located entirely within one county?   X   Yes      No

City in which District is located.     None    

Is the District located within a city's extra territorial jurisdiction (ETJ)?

  X   Entirely      Partly      Not at all

ETJ's in which District is located.   San Antonio  

Is the general membership of the Board appointed by an office outside the District?

     Yes   X   No

If Yes, by whom?                                 Not Applicable

SAN ANTONIO MUNICIPAL UTILITY DISTRICT NO. 1

TSI-2 General Fund Expenditures  
September 30, 2014

CURRENT:	
Personnel (Including Benefits)	\$ 37,065
Professional Fees:	
Auditing	13,333
Legal	17,012
Purchased Services for Resale:	
Solid Waste Disposal	28,541
Contracted Services:	
Bexar County A/C Fees	372
Bexar Appraisal Fees	1,670
Security Services	929
Utilities	2,589
Repairs and Maintenance	14,625
Administrative Expenditures:	
Postage/Printing/Office Supplies	958
Legal Notices and Publications	1,153
Insurance	2,031
Other Administrative – Miscellaneous	2,145
Election	1,818
Travel & Per Diem	62
Debt Service:	
Principal	33,558
Interest Expense	2,203
TOTAL EXPENDITURES	\$ <u><u>160,064</u></u>

Number of persons employed by the District:                     0   full-time     6   part-time  
(Do not include independent contractors or consultants)

SAN ANTONIO MUNICIPAL UTILITY DISTRICT NO. 1

TSI-3 Temporary Investments  
September 30, 2014

<u>Funds</u>	<u>Identification Number</u>	<u>Stated Interest Rate</u>	<u>Maturity Date</u>	<u>Balance at Year-End</u>	<u>Accrued Interest Receivable at Year-End</u>
<b>Investments in Texpool</b>					
Debt Service Fund	0158500001	Variable	N/A	\$ 188,245	\$ -
General Fund (Operating)	0158500002	Variable	N/A	2,124	-
General Fund (Clearing)	0158500003	Variable	N/A	5,087	-
Total Investments				<u>\$ 195,456</u>	<u>\$ -</u>



SAN ANTONIO MUNICIPAL UTILITY DISTRICT NO. 1

TSI-4 Taxes Levied and Receivable  
Fiscal Year Ending September 30, 2014

	Maintenance Taxes	Debt Service Taxes		
TAXES RECEIVABLE, BEGINNING OF YEAR	\$ 5,032	\$ 5,329		
ORIGINAL TAX ROLL (less abatements)				
Total to be Accounted for	<u>181,689</u>	<u>137,064</u>		
Tax Collections:				
Current Year	(174,468)	(131,616)		
Prior Years	<u>3,900</u>	<u>2,847</u>		
Total Collections	<u>(170,568)</u>	<u>(128,769)</u>		
Adjustments to Prior Year Tax Rolls				
Adjustments	<u>(9,811)</u>	<u>(7,413)</u>		
	<u>(9,811)</u>	<u>(7,413)</u>		
TAXES RECEIVABLE, END OF YEAR	\$ <u>6,342</u>	\$ <u>6,211</u>		
TAXES RECEIVABLE, BY YEARS				
1992	1	6		
1993	-	2		
1994	19	182		
1995	20	130		
1996	207	948		
1997	27	62		
1998	24	52		
1999	25	51		
2000	4	7		
2001	25	48		
2002	25	48		
2003	36	38		
2004	31	41		
2005	135	179		
2006	99	127		
2007	105	101		
2008	138	109		
2009	138	99		
2010	62	45		
2011	54	41		
2012	599	438		
2013	4,568	3,457		
TAXES RECEIVABLE, END OF YEAR	\$ <u>6,342</u>	\$ <u>6,211</u>		
PROPERTY VALUATIONS:	<u>2013</u>	<u>2012</u>	<u>2011</u>	<u>2010</u>
Land and Improvements	\$ 45,328,743	\$ 46,627,476	\$ 47,107,172	\$ 48,136,948
Exemptions	(660,440)	(47,138)	(15,000)	(132,710)
TOTAL PROPERTY VALUATIONS	<u>\$ 44,668,303</u>	<u>\$ 46,580,338</u>	<u>\$ 47,092,172</u>	<u>\$ 48,004,238</u>
TAX RATES PER \$100 VALUATION				
Debt Service Tax Rates	\$ 0.3032	\$ 0.2925	\$ 0.3069	\$ 0.2872
Maintenance Tax Rates	0.4000	0.4000	0.4000	0.4000
TOTAL TAX RATES PER \$100 VALUATION	<u>\$ 0.7032</u>	<u>\$ 0.6925</u>	<u>\$ 0.7069</u>	<u>\$ 0.6872</u>
TAX ROLLS	<u>\$ 314,108</u>	<u>\$ 322,569</u>	<u>\$ 332,896</u>	<u>\$ 329,885</u>
Percent of Taxes Collected to Taxes Levied	<u>97%</u>	<u>98%</u>	<u>98%</u>	<u>99%</u>

SAN ANTONIO MUNICIPAL UTILITY DISTRICT NO. 1

TSI-4 Taxes Levied and Receivable  
 Fiscal Year Ending September 30, 2014

Tax rate for any other special district which (a) encompass less than a county, (b) provide water, wastewater collection, drainage or roads to property in the district **AND** (c) tax property in the district. [Do not include taxes levied by the district.]

Name of Special District(s)	Service Provided	Tax Rate
None		\$ -
		\$ -
<b>Total Rate(s) of Special District(s)</b>		<b>\$ -</b>

Tax rate for all overlapping jurisdictions. Include any taxing entities which overlap **10% or more** of the District.

Taxing Jurisdiction	Tax Rate
a. County: <u>Bexar</u>	\$ <u>0.73937</u>
b. City: <u>None</u>	\$ <u>0</u>
c. School District: <u>Northside Independent School District</u>	\$ <u>1.3755</u>
d. Special Districts not includes above:	\$ <u>0</u>
	\$ <u>0</u>
e. Total Special District (from top of this page)	\$ <u>0</u>
f. Total District Tax Rate (from previous page)	\$ <u>0.7032</u>
g. TOTAL OVERLAPPING TAX RATE (Sum of a. - f.)	\$ <u><u>2.81807</u></u>

SAN ANTONIO MUNICIPAL UTILITY DISTRICT NO. 1

TSI-5 Long-Term Debt Service Requirements – By Years  
September 30, 2014

<u>Year Ended September 30,</u>	<u>Annual Requirements for Notes Payable</u>		
	<u>Principal Due</u>	<u>Interest Due</u>	<u>Total</u>
2015	\$ 34,258	\$ 3,065	\$ 37,323
2016	34,969	2,354	37,323
2017	35,716	1,607	37,323
2018	36,499	824	37,323
Total	<u>\$ 141,442</u>	<u>\$ 7,850</u>	<u>\$ 149,292</u>

<u>Due During Fiscal Years Ending</u>	<u>Annual Requirements For All Bond Series</u>		
	<u>Principal Due 03/01</u>	<u>Interest Due 03/01, 09/01</u>	<u>Total</u>
2015	\$ 40,000	\$ 84,150	\$ 124,150
2016	35,000	80,775	115,775
2017	40,000	77,400	117,400
2018	45,000	73,575	118,575
2019	40,000	69,750	109,750
2020	40,000	66,150	106,150
2021	45,000	62,325	107,325
2022	60,000	57,600	117,600
2023	100,000	50,400	150,400
2024	110,000	40,950	150,950
2025	120,000	30,600	150,600
2026	135,000	19,125	154,125
2027	145,000	6,525	151,525
	<u>\$ 955,000</u>	<u>\$ 719,325</u>	<u>\$ #####</u>

Cash and Temporary Investment Balance as of September 30, 2014:

Debt Service \$ 189,391



SAN ANTONIO MUNICIPAL UTILITY DISTRICT NO. 1

TSI-7 Comparative Statement of Revenues and Expenditures  
 General Fund and Debt Service Fund - Five Years  
 Fiscal Year Ended September 30, 2014

	Amount					Percent of Fund Total Revenue				
	2014	2013	2012	2011	2010	2014	2013	2012	2011	2010
<b>General Fund Revenue:</b>										
Tax Revenue	\$ 165,835	\$ 185,182	\$ 188,971	\$ 191,854	\$ 187,048	52.94%	70.54%	98.84%	98.78%	98.62%
Other	147,418	2,148	1,995	2,090	2,233	47.06%	0.82%	1.04%	1.08%	1.18%
Interest on Investments	12	182	237	280	378	0.00%	0.07%	0.12%	0.14%	0.20%
Loan Proceeds	-	75,000	-	-	-	0.00%	28.57%	0.00%	0.00%	0.00%
<b>Total Revenue</b>	<b>313,265</b>	<b>262,512</b>	<b>191,203</b>	<b>194,224</b>	<b>189,659</b>	<b>100.00%</b>	<b>100.00%</b>	<b>100.00%</b>	<b>100.00%</b>	<b>100.00%</b>
<b>General Fund Expenditures:</b>										
Purchase Solid Waste Disposal	28,541	25,761	23,858	21,606	19,538	9.11%	9.81%	12.48%	11.12%	10.30%
Contracted Services	2,971	4,444	2,260	2,254	4,913	0.95%	1.69%	1.18%	1.16%	2.59%
Professional Fees	30,345	28,728	48,675	42,704	16,099	9.69%	10.94%	25.46%	21.99%	8.49%
Personnel Services	37,065	46,519	46,101	47,520	54,199	11.83%	17.72%	24.11%	24.47%	28.58%
Repairs and Maintenance	14,625	324,916	50,583	57,298	48,130	4.67%	123.77%	26.46%	29.50%	25.38%
Other	10,756	10,085	17,409	10,625	11,620	3.43%	3.84%	9.10%	5.47%	6.13%
Notes Payable Principal., Int. & Fees	35,761	-	-	-	-	11.42%	0.00%	0.00%	0.00%	0.00%
Loss on Sale	-	100,000	20,512	39,164	3,029	0.00%	38.09%	10.73%	20.16%	1.60%
<b>Total Expenditures</b>	<b>160,064</b>	<b>540,453</b>	<b>209,398</b>	<b>221,171</b>	<b>157,528</b>	<b>51.10%</b>	<b>205.86%</b>	<b>109.52%</b>	<b>113.87%</b>	<b>83.07%</b>
<b>Excess Revenue (Expenditures)</b>										
<b>Before Other Funding Sources</b>	<b>\$ 153,201</b>	<b>\$ (277,941)</b>	<b>\$ (18,195)</b>	<b>\$ (26,947)</b>	<b>\$ 32,131</b>	<b>48.90%</b>	<b>-105.86%</b>	<b>-9.52%</b>	<b>-13.87%</b>	<b>16.93%</b>
<b>Debt Service Fund Revenue:</b>										
Tax Revenue	\$ 133,172	\$ 136,095	\$ 145,096	\$ 137,207	\$ 135,292	99.00%	99.14%	99.07%	98.88%	98.78%
Penalties and Interest on Taxes	1,279	995	1,129	1,301	1,244	0.95%	0.72%	0.77%	0.94%	0.91%
Interest on Investments	71	187	214	246	425	0.05%	0.14%	0.15%	0.18%	0.31%
Other	-	-	15	-	-	0.00%	0.00%	0.01%	0.00%	0.00%
<b>Total Revenue</b>	<b>134,522</b>	<b>137,277</b>	<b>146,454</b>	<b>138,754</b>	<b>136,961</b>	<b>100.00%</b>	<b>100.00%</b>	<b>100.00%</b>	<b>100.00%</b>	<b>100.00%</b>
<b>Debt Service Fund Expenditures:</b>										
Appraisal District Fees	662	646	-	-	-	0.49%	0.47%	0.00%	0.00%	0.00%
Debt Service Principal., Int. & Fees	132,975	131,800	135,400	133,775	131,700	98.85%	96.01%	92.45%	96.41%	96.16%
Other	-	-	679	660	633	0.00%	0.00%	0.46%	0.48%	0.46%
<b>Total Expenditures</b>	<b>133,637</b>	<b>132,446</b>	<b>136,079</b>	<b>134,435</b>	<b>132,333</b>	<b>99.34%</b>	<b>96.48%</b>	<b>92.91%</b>	<b>96.89%</b>	<b>96.62%</b>
<b>Excess Revenue (Expenditures)</b>										
<b>Before Other Funding Sources</b>	<b>\$ 885</b>	<b>\$ 4,831</b>	<b>\$ 10,375</b>	<b>\$ 4,319</b>	<b>\$ 4,628</b>	<b>0.66%</b>	<b>3.52%</b>	<b>7.09%</b>	<b>3.11%</b>	<b>3.38%</b>

SAN ANTONIO MUNICIPAL UTILITY DISTRICT NO. 1

TSI-8 Board Members, Key Personnel, and Consultants  
September 30, 2014

Complete District Mailing Address: PO Box 696, Helotes, Texas 78023  
Telephone Number: 210/254-6129

<u>Name and Address</u>	<u>Term of Office</u>	<u>Fees and Reimbursements 9/30/2014</u>	<u>Title at Year End</u>	<u>Resident of District</u>	<u>Relationship With Major Land Owners, Developers or Consultants</u>
<b>Board Members:</b>					
Marjorie Godfrey 16517 Sky Sail Helotes, Texas 78023	May 2012 May 2016	\$3,000	President	Yes	None
Robert Kuhn 16716 Puma Valley Helotes, Texas 78023	May 2012 May 2016	\$3,200	Vice-President	Yes	None
Jason Fasone 16744 Windjammer Helotes, Texas 78023	May 2012 May 2016	\$3,000	Secretary/Treasurer	Yes	None
Scott Mather 16817 Fox Ridge Helotes, Texas 78023	May 2014 May 2018	\$3,200	Director	Yes	None
David Francis 17105 Lone Cypress Helotes, Texas 78023	May 2010 May 2014	\$2,200	Director	Yes	None
Fernando Rocha 11207 Lago Vista Helotes, Texas 78023	May 2014 May 2018	\$1,200	Director	Yes	None

SAN ANTONIO MUNICIPAL UTILITY DISTRICT NO. 1

TSI-8 Board Members, Key Personnel, and Consultants (Continued)  
 September 30, 2014

Name and Address	Date Hired	Fees and Reimbursements 9/30/2014	Position
<b>Consultants:</b>			
Jeffrey Kuhn Fulbright & Jaworski L.L.P. 300 Convent Street San Antonio, Texas 78205	1985	\$ 17,012	Attorney
Bexar Appraisal District PO Box 830248 San Antonio, Texas 78283-0248	1981	\$ 1,670	Appraisal District
Albert Uresti, MPA Tax Assessor - Collector Vista Verde Plaza 233 N. Pecos PO Box 839950 San Antonio, Texas 78283-3950	1987	\$ 654	Tax Assessor/ Collector
Darilek, Butler & Associates, PLLC Certified Public Accountants 2702 N. Loop 1604 East, Suite 202 San Antonio, Texas 78232	1986	\$ 13,333	Independent Auditors
<b>Key Personnel:</b>			
Debra Conkle PO Box 186 Helotes, Texas 78023	1990	\$ 18,508	Bookkeeper